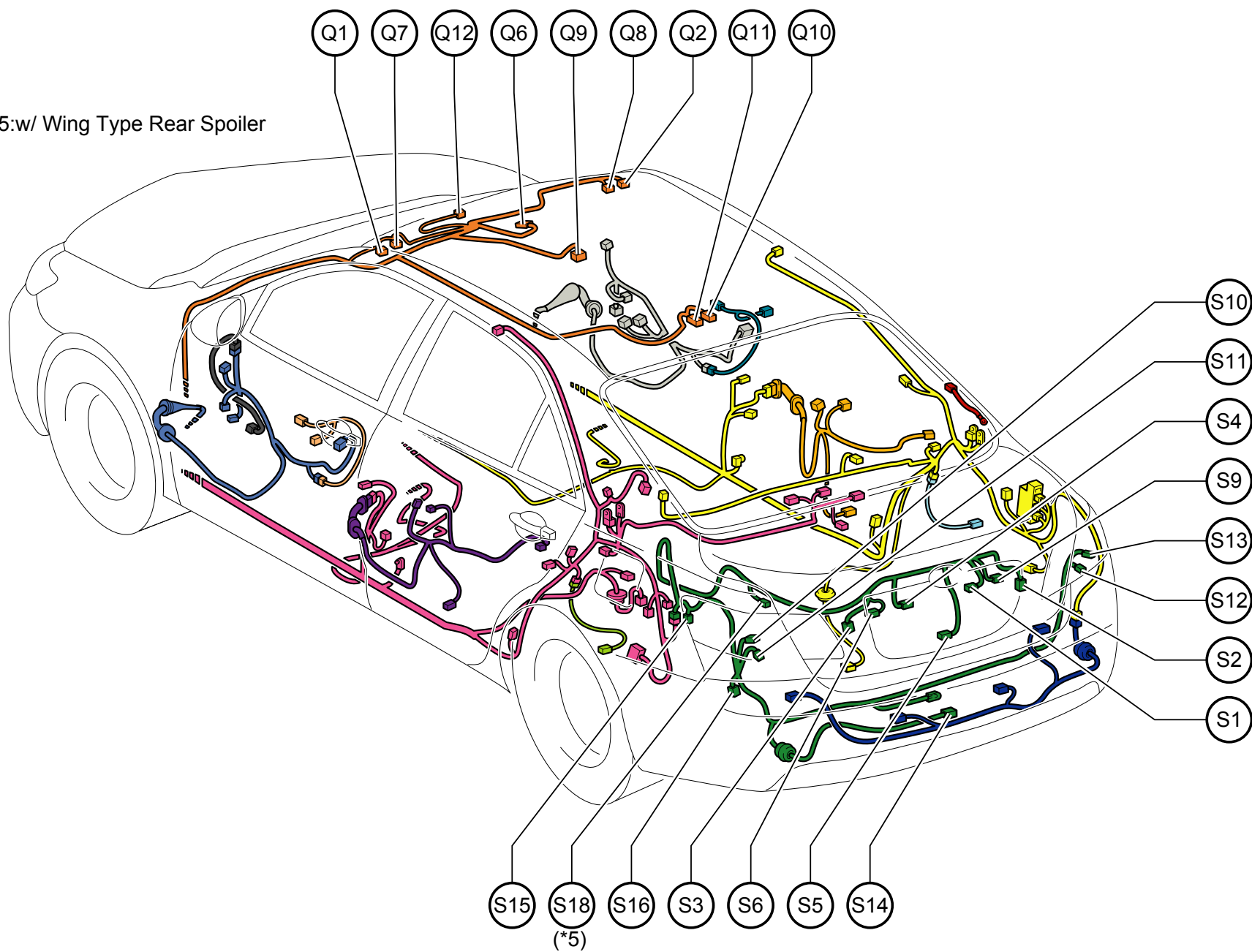


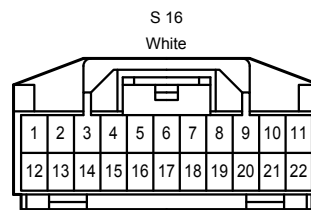
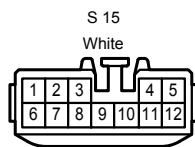
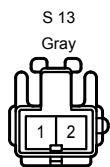
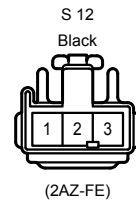

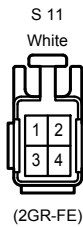

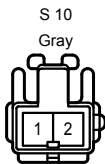
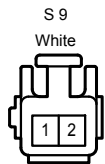
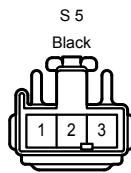

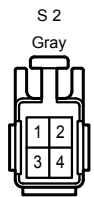
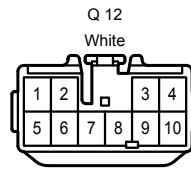
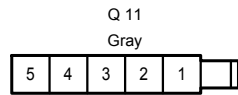
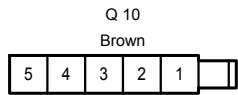
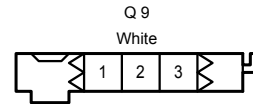
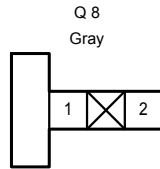
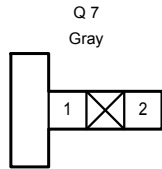
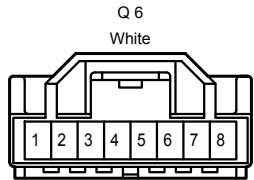
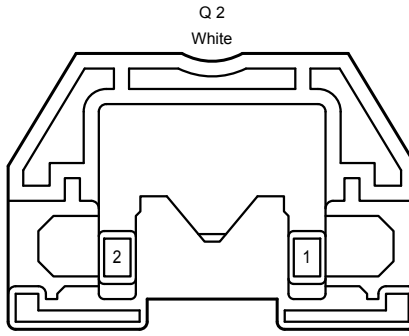
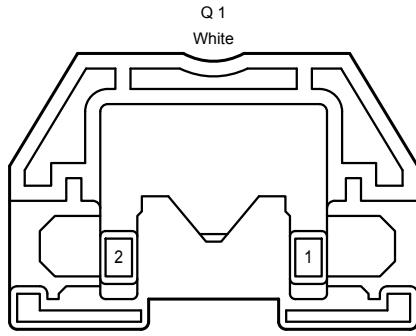
* 5:w/ Wing Type Rear Spoiler



- Q 1 Vanity Lamp SW (LH)
- Q 2 Vanity Lamp SW (RH)
- Q 6 Overhead J/B
- Q 7 Vanity Lamp (LH)
- Q 8 Vanity Lamp (RH)
- Q 9 Room Lamp (Center)
- Q 10 Map Lamp (RH)
- Q 11 Map Lamp (LH)
- Q 12 Sliding Roof Control ECU and Motor

- S 1 License Plate Lamp (RH)
- S 2 Rear Combination Lamp (RH)
- S 3 Rear Combination Lamp (LH)
- S 4 License Plate Lamp (LH)
- S 5 Door Lock Assembly (Luggage)
- S 6 Luggage Compartment Door Lock Cylinder
- S 9 Luggage Electrical Key SW
- S 10 Turn Signal Lamp (Rear LH)
- S 11 Rear Combination Lamp (LH)
- S 12 Rear Combination Lamp (RH)
- S 13 Turn Signal Lamp (Rear RH)
- S 14 Electrical Key Oscillator (Outside Luggage Room)
- S 15 Junction Connector
- S 16 Junction Connector
- S 18 Center Stop Lamp

Position of Parts in Body <LHD>



(w/ Wing Type Rear Spoiler)